

PHASE-LOCKED CRYSTAL OSCILLATORS


**PLD SERIES:
130 – 1000 MHz (PLD-1C)**

FEATURES

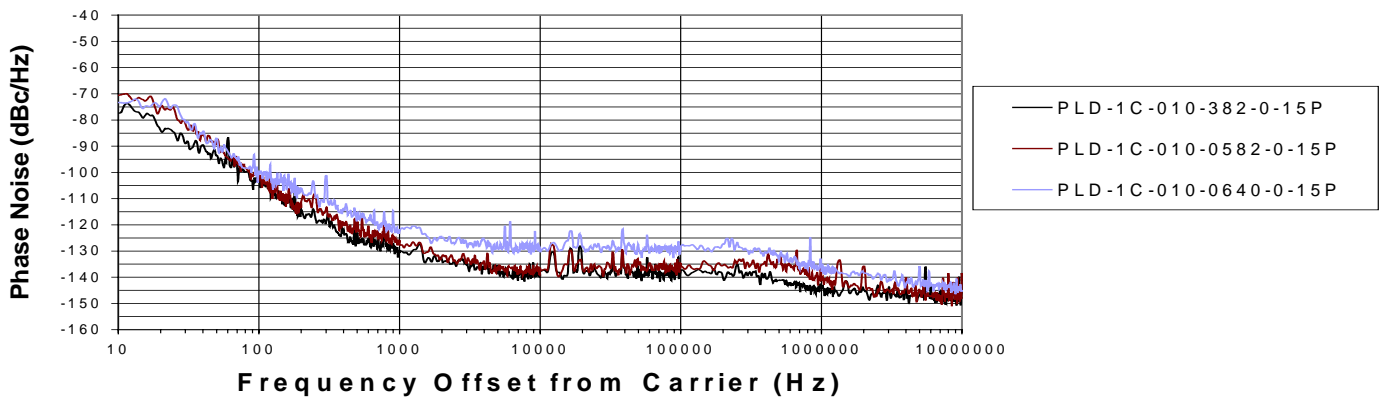
- Low phase noise design
- Fractional frequency division available
- Low subharmonics for multiplied models (-70 dBc)
- +13 dBm standard output power

OPTIONS

- Higher output power
- Coupled RF output



PLD-1C Series Phase Noise

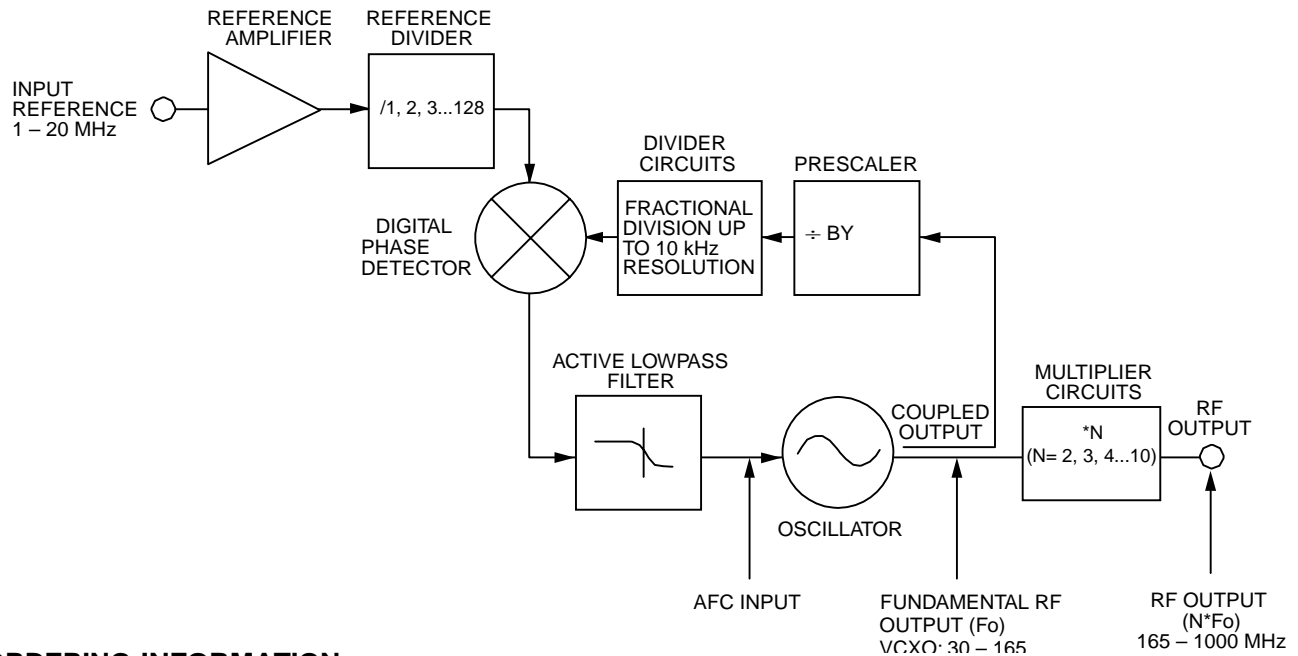


ELECTRICAL SPECIFICATIONS

Output frequency range Multiplied (PLD-1C)	130 – 1000 MHz
Output power	+13 dBm minimum
Output power variation	±1 dB maximum
Phase noise	See graph
Harmonic output	-20 dBc maximum
Spurious output	-70 dBc maximum
Input reference frequency	1 – 20 MHz
Input power level	0 ±3 dBm
Input impedance	50 ohms
Load VSWR	1.5:1 nominal
DC power requirements (Note 1)	+15, or +20volts @ 370 mA +5 volts @ 200 mA

PHASE-LOCKED CRYSTAL OSCILLATORS

BLOCK DIAGRAM



ORDERING INFORMATION

Output frequency 165 – 1000 MHz

PLD-1C - - - - **P**

Input freq. (MHz)
Output freq. (MHz)
Alarm Option
Supply Voltage

ALARM OPTIONS

0. 0 Volts In Lock, +V out of Lock
3. TTL; Low in Lock, High out of Lock
4. TTL; High in Lock, Low out of Lock

SUPPLY VOLTAGE OPTIONS

15. +15 VDC.
20. +20 VDC.

MECHANICAL SPECIFICATIONS

Weight
 Fundamental..... 250 grams nominal
 Multiplied 300 grams nominal
 RF connectors SMA female
 DC connectors..... Feedthru filter

ENVIRONMENTAL SPECIFICATIONS

Temperature
 Operating 0 to 60°C
 Storage -45 to +85°C
 Humidity 95% at 40°C noncondensing
 Shock (survival) 30 g's, 10 ms pulse
 Vibration (survival) 20 to 2000 Hz random to 4 g's

OUTLINE DRAWINGS

PLD-1C SERIES (MULTIPLIED)

